

May 25, 2020

To,

National Stock Exchange of India Limited
Exchange Plaza
Bandra Kurla Complex,
Bandra (E), Mumbai - 400 051

BSE Limited
Phiroze Jeejeeboy Towers
Dalal Street,
Mumbai- 400 001

Dear Sirs,

Sub: Presentation on Audited Financial Results for the quarter / whole year ended 31-03-2020.

--0--

We are forwarding copy of Presentation on Audited Financial Results of our company for the quarter / whole year ended 31-03-2020.

Please note that this is only uploaded in our website, and has not been distributed or advertised in newspapers or otherwise publicised.

Yours Faithfully,

For **Thyrocare Technologies Limited,**

Dorai
Ramjee

Digitally signed
by Dorai Ramjee
Date: 2020.05.25
19:30:52 +05'30'

Ramjee Dorai

Company Secretary and Compliance Officer



Thyrocare Technologies Limited

📍 D-37/1, TTC MIDC, Turbhe, Navi Mumbai - 400 703, India ☎ 022- 3090 0000 / 4125 2525

✉ enquiry@thyrocare.com 🌐 www.thyrocare.com

(CIN : L85110MH2000PLC123882)

Thyrocare Technologies Limited

Financial Results for Quarter and Year ended Mar 2020.

23-05-2020

Disclaimer

This presentation is for information purposes only and it contains general background information about the Company's activities. The Company assumes no responsibility to publicly amend, modify or revise any forward looking statements on the basis of any subsequent development, information or events, or otherwise. This Presentation comprises information given in summary form and does not purport to be complete. This Presentation should not be considered as a recommendation to any investor to purchase the equity shares of the Company. This Presentation includes statements that are, or may be deemed to be, "forward-looking statements". By their nature, forward-looking statements involve risks and uncertainties because they relate to events and depend on circumstances that may or may not occur in the future. Forward-looking statements are not guarantees of future performance including those relating to general business plans and strategy of the Company, its future financial condition and growth prospects, and future developments in its businesses and its competitive and regulatory environment. No representation, warranty or undertaking, express or implied, is made or assurance given that such statements, views, projections or forecasts, if any, are correct or that the objectives of the Company will be achieved. The past performance is not indicative of future results. This document has not been and will not be reviewed or approved by the statutory auditors or a regulatory authority in India or by any stock exchange in India.

Standalone Annual Financial Performance - Thyrocare

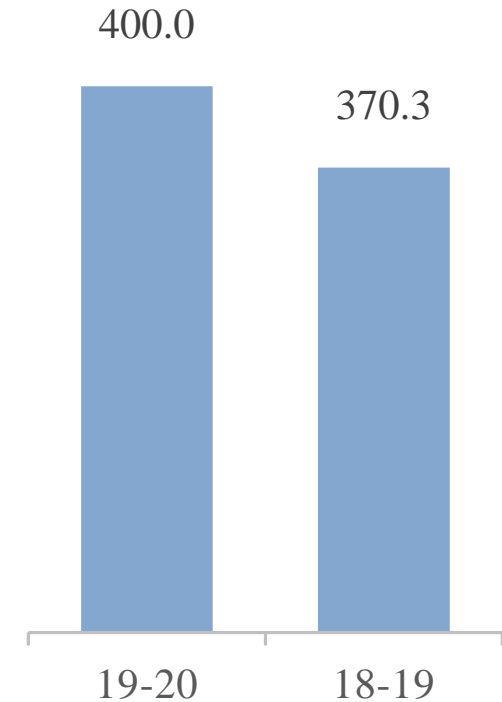
Highlights - Standalone Annual Financial Performance - Thyrocare

Revenue from operations FY-20 - Rs. 400.00 crore (+8%)
[FY-19 - Rs. 370.28 crore]

Samples served FY-20 – 1.92 crore (+3%)
[FY-19 – 1.88 crore]

Investigations performed FY-20 – 11.04 crore (+9%)
[FY-20-19 – 10.15 crore]

Revenue from operations (in crore)

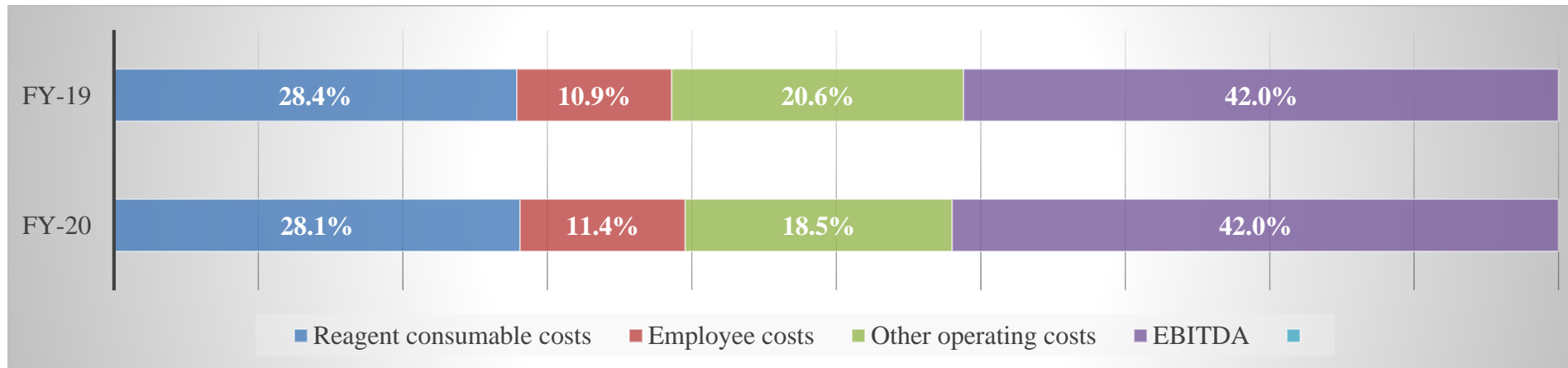


Highlights – Standalone Financial Performance – Thyrocare (Continued..)

EBITDA FY-20 - Rs. 166.72 crore (+13%) [EBITDA margin 41.7%]
[FY-19 – Rs. 148.14 crore] (EBITDA margin 40%)

Normalized EBITDA FY-20 – Rs. 168.41 crore (EBITDA margin 42%) – *adjusted for CSR, Provision for bad debts & IndAS 116*
[FY -19 – Rs. 154.28 crore (EBIDTA margin 42%)]

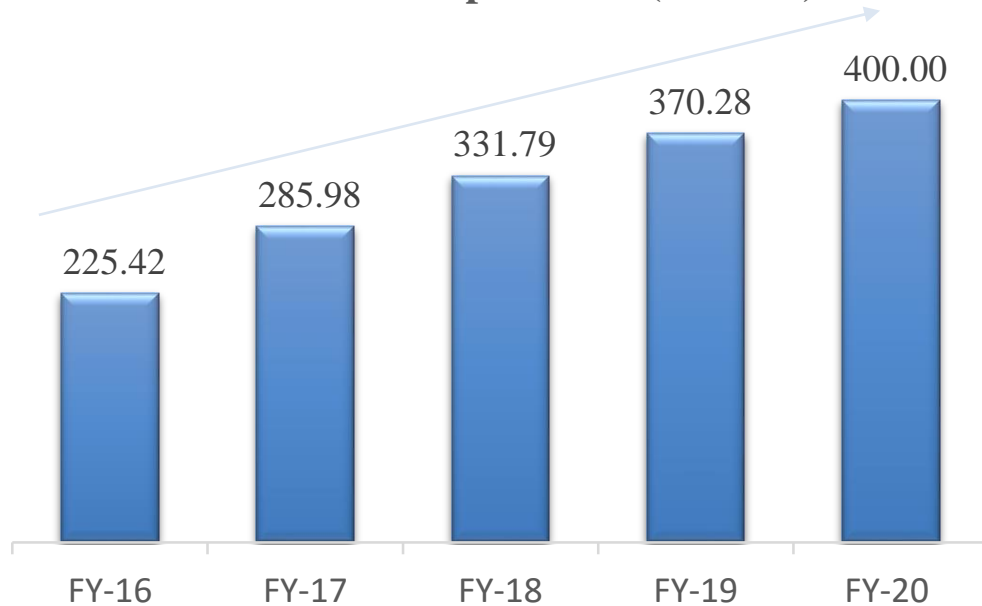
Normalized PAT FY-20 - Rs. 112.08 crore (+18 %) (PAT margin 27%) – *adjusted for impairment and deferred tax provision thereof*
[FY-19- Rs. 95.23 crore] (PAT margin 25%)



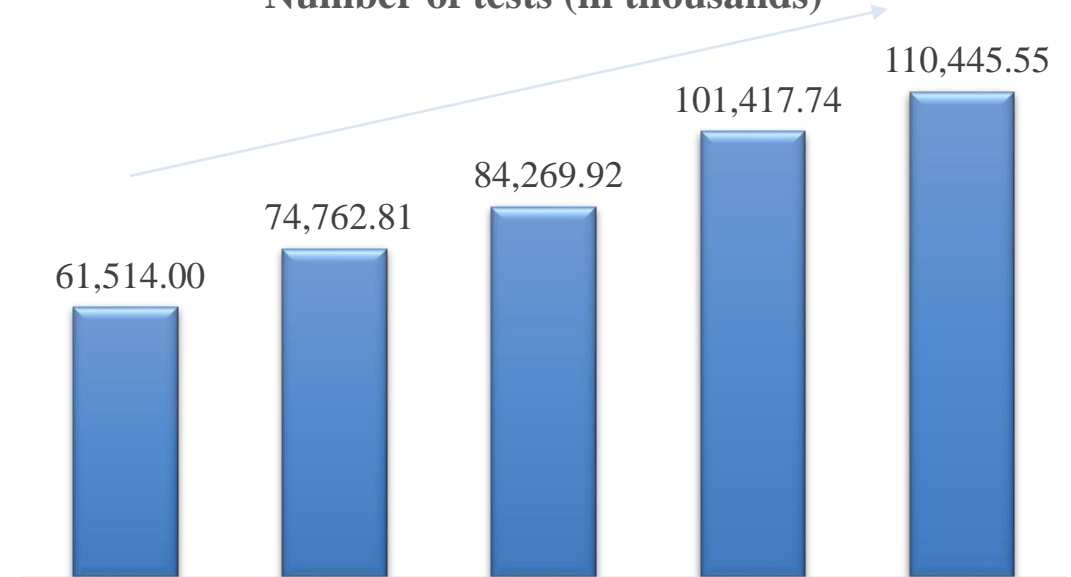
Thyrocare – Revenue, number of samples, tests.

Particulars	FY-16	FY-17	FY-18	FY-19	FY-20	YOY	CAGR
Revenue from Operations (in crore)	225.42	285.98	331.79	370.28	400.00	8%	17%
Number of samples (in thousands)	11,596.70	14,284.39	16,328.42	18,755.28	19,217.76	2%	16%
Number of tests (in thousands)	61,514.00	74,762.81	84,269.92	1,01,417.74	1,10,445.55	9%	18%

Revenue from Operations (in crore)



Number of tests (in thousands)



Annual Financial Performance - Nueclear

Highlights -Annual Financial Performance - Nueclear

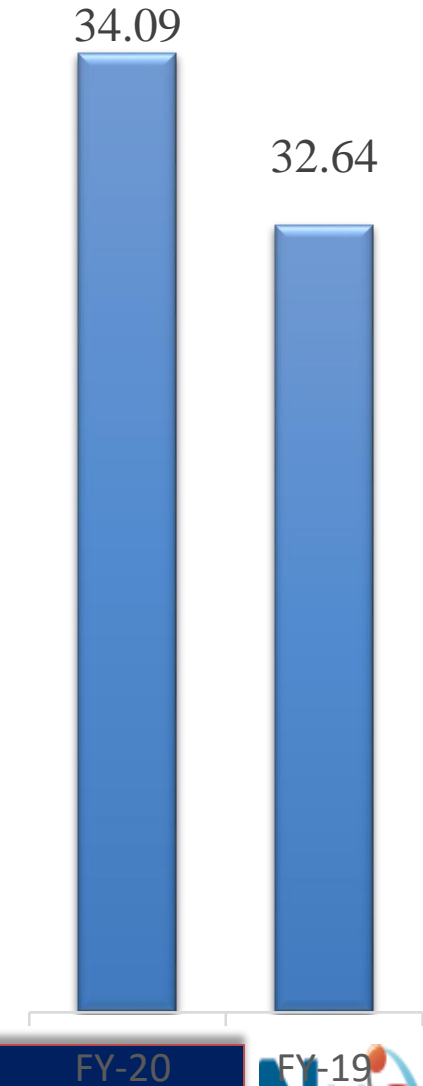
Revenue from operations FY-20 - Rs. 34.09 crore (4%)
[FY-19 - Rs. 32.64 crore]

Revenue from imaging services FY-20 - Rs. 31.49 crore (+4%) [FY-19 - Rs. 30.33 crore]

Revenue from sale of FDG FY-20 - Rs. 2.6 crore (+12%)
[FY-19 - Rs. 2.32 crore]

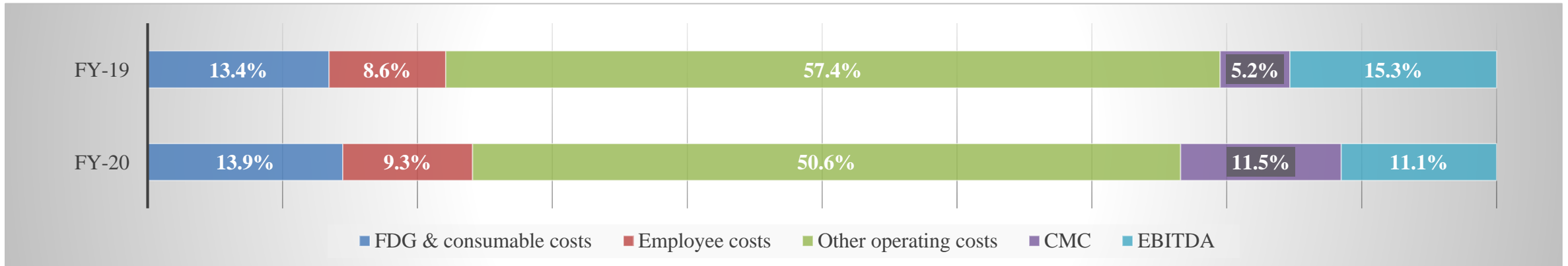
Scans performed FY-20 - 25632 Scans

Revenue from operations (in crore)



Highlights – Annual Financial Performance – Nuclear (Continued..)

EBITDA FY-20 - Rs. 5.06 crore (EBITDA margin 15%) [*FY-19 - Rs. 5.0 crore (15%)*]

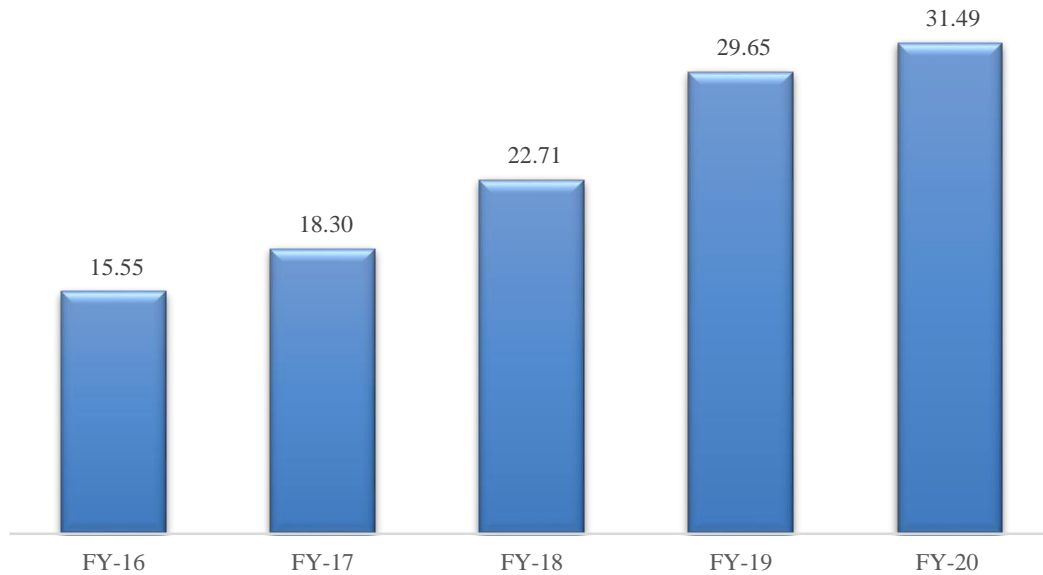


**Adjusted for IND AS 116 Impacts*

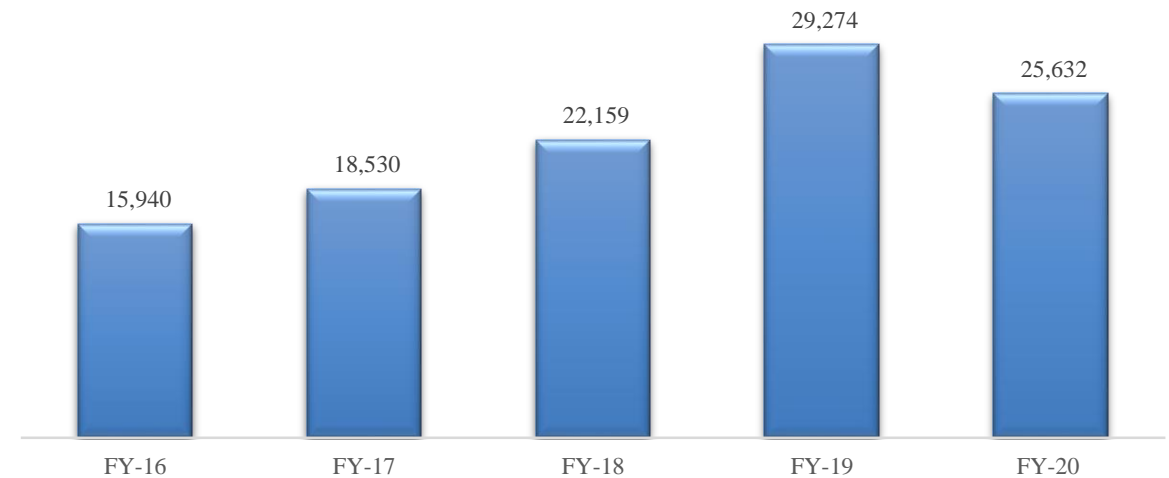
Nueclear – Revenue and number of scans

Particulars	FY-16	FY-17	FY-18	FY-19	FY-20	YOY	CAGR
Revenue from Operations (in crore)	15.55	18.30	24.52	32.64	34.09	4%	29%
Revenue from PET CT scans	15.55	18.30	22.71	29.65	31.49	6%	27%
Number of PETCT scans	15,940	18,530	22,159	29,274	25,632	-12%	18%

Revenue from PET CT scans



Number of PETCT scans



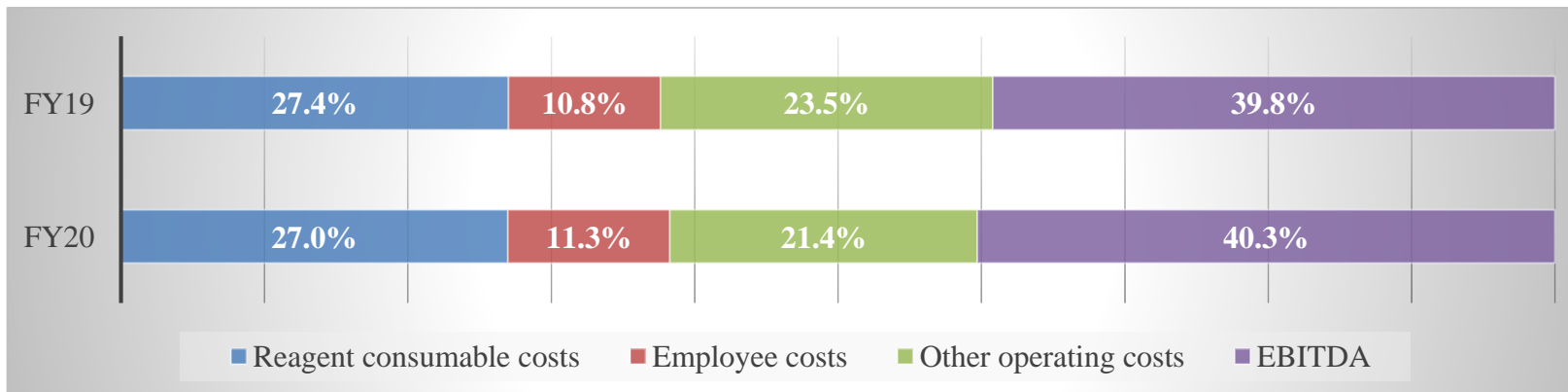
Consolidated Annual Financial Performance - Thyrocare

Highlights – Annual Financial Performance - Consolidated

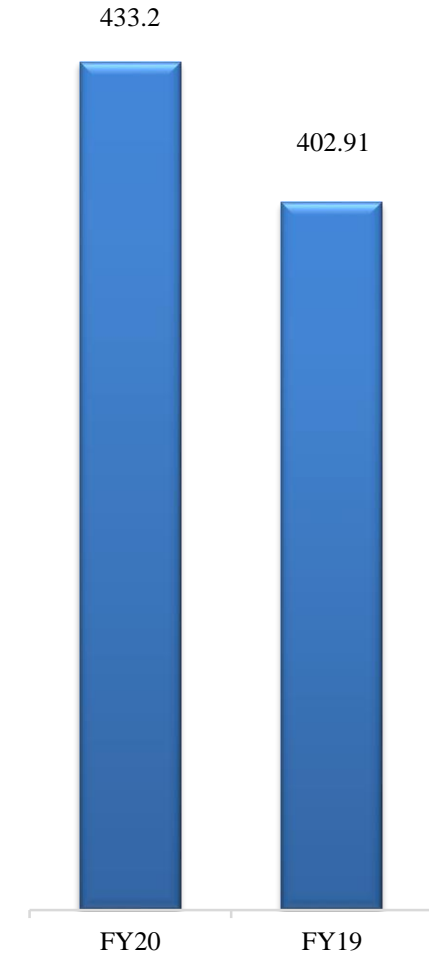
Revenue from operations FY-20 - Rs. 433.2 crore (+8%) [*FY-19 - Rs. 402.9 crore*]

Normalized EBITDA FY-20 - Rs. 173.18 crore (EBITDA margin 40%) [*FY-19 - Rs. 160.37 crore (40%)*]

PAT FY-20 - Rs.95.00 crore (PAT margin 22 %) [*FY-19 - Rs. 85.14 crore (21%)*]



Revenue from operations (in crore)



Quarterly Financial Performance

Standalone Thyrocare

Highlights – Quarterly Financial Performance - Thyrocare

Revenue from operations Q4-20 - Rs. 93.63 crore (-3.7%) [Q4-19 - Rs. 97.27 crore]

Samples processed Q4-20 – 0.45 crore (-7.4%)
[Q4-19 – 0.49 crore]

Investigations performed Q4-20 – 2.62 crore (-6.6%)
[Q4-19 – 2.80 crore]

Revenue for the month of March 2020 severely impacted due to COVID lockdown.

Revenue from operations (in crore)

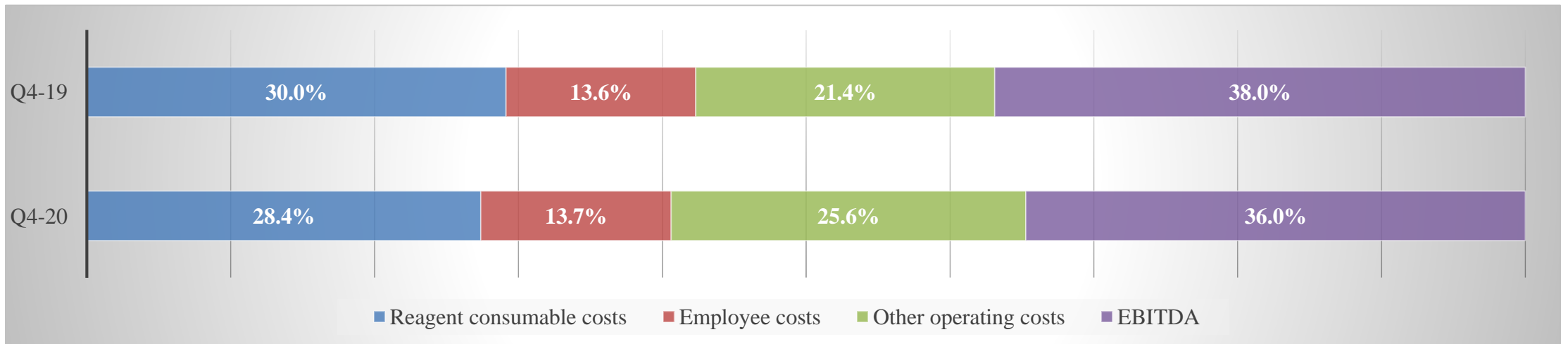


Highlights – Quarterly Financial Performance – Thyrocare (Continued..)

EBITDA Q4-20 - Rs. 29.30 crore (-10%) (EBITDA margin 31%) [Q4-19 – Rs. 34.10 crore] (EBITDA margin 35%)

Normalized EBITDA Q4-20 – Rs. 33.70 crore (EBITDA margin 36%) [Q4-19 – Rs.36.53 crore (EBITDA margin 38%)]

PAT Q4-20 - Rs. 19 crore (-9%) (PAT margin - 20%) [Q4-19- Rs. 20.85 crore] (PAT margin 21%)



Standalone Nueclear

Highlights -Quarterly Financial Performance - Nueclear

Revenue from operations Q4-20 - Rs. 8.10 crore (-3%)

[Q4-19 - Rs.8.33 crore]

Revenue from imaging services Q4-20 - Rs. 7.52 crore (-2%)

[Q4-19 - Rs. 7.65 crore]

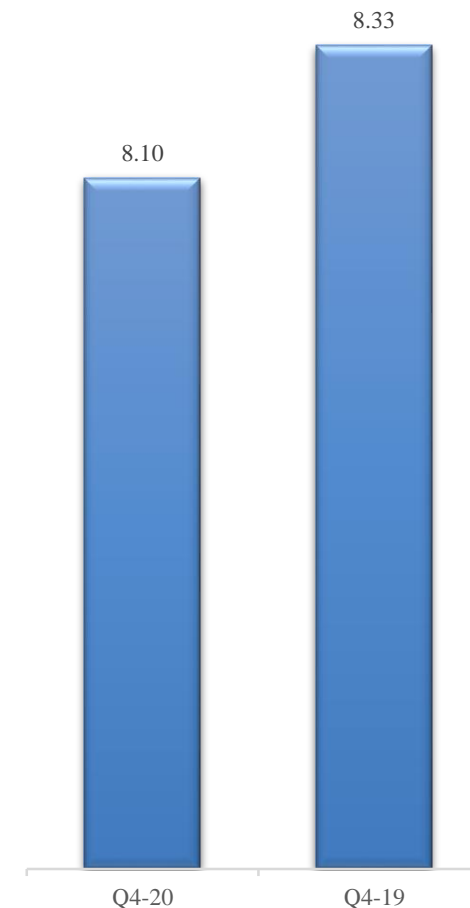
Revenue from sale of FDG Q4-20 - Rs. 0.58 crore (-15%)

[Q4-19 - Rs. 0.68 crore]

Scans performed Q4-20 - 5779 Scans

Revenue for the month of March 2020 severally impacted due to COVID lockdown.

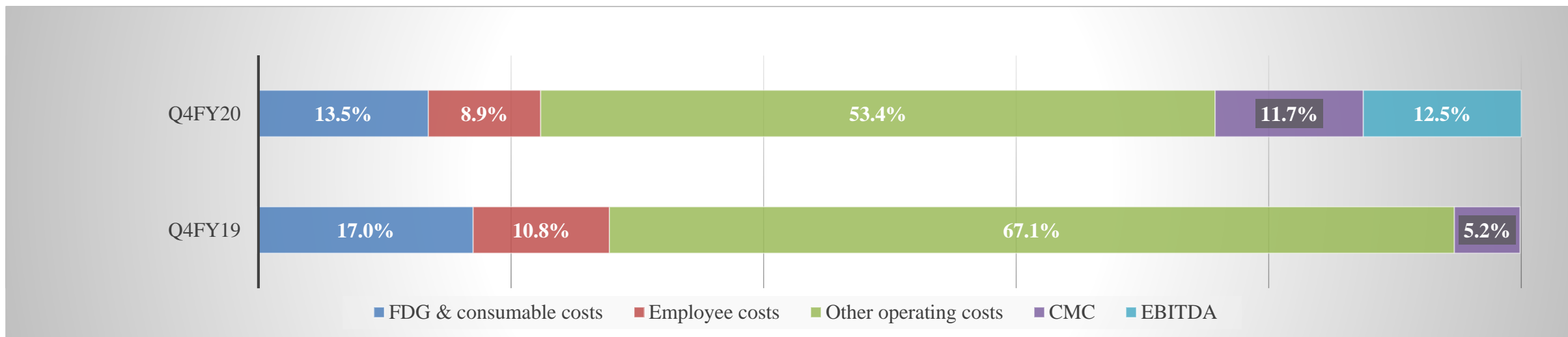
Revenue from operations (in crore)



Highlights – Quarterly Financial Performance – Nueclear (Continued..)

EBITDA Q4-20 - Rs. 1.32 crore (EBITDA margin 16%) [Q4-19 - Rs. 0.01 crore (-0.1%)]

Normalized EBITDA Q4-20 – Rs. 1.01 crore (EBITDA margin 13%) [Q4-19 – Rs. 0.01 crore (EBIDTA margin (-0.1%))]



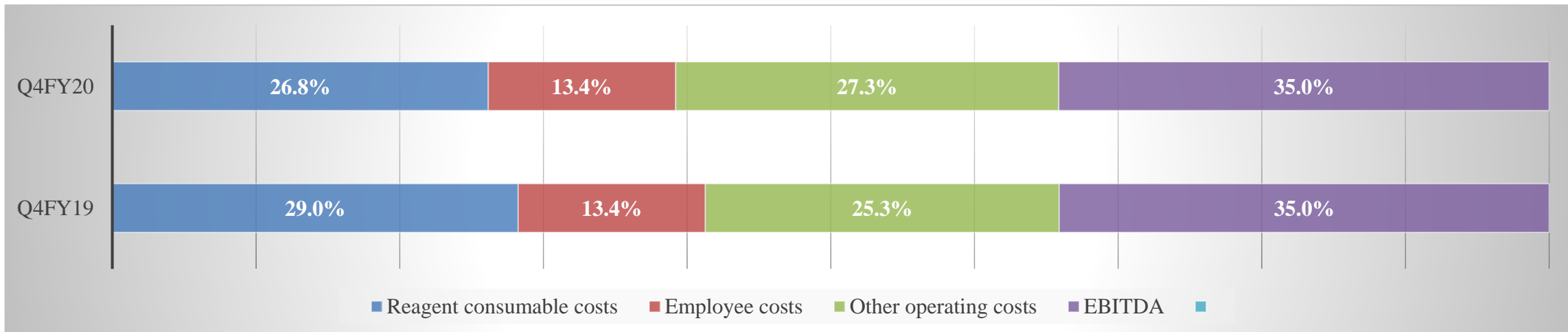
**Adjusted for IND AS 116 Impacts*

Consolidated Thyrocare

Revenue from operations Q4-20 - Rs. 101.5 crore (-4%)
[Q4-19 - Rs. 105.6 crore]

Normalized EBITDA Q4-20 - Rs. 35.02 crore (EBITDA margin 35%)
[Q4-19 - Rs. 36.91 crore (35%)]

PAT Q4-20 - Rs. – 16.49 crore (PAT margin - 16%)
[Q4-19 - Rs. 17.1 crore (16%)]



Thank You